

February '93

Taunus Team

Neil R Dashper	Club President Spares Department	15 Redworth HS Deelands Rd Rubery B'Ham B45 9RT Tel: 021 457 8660 or (0384) 392192
Helaena Massey	Club News Editor/Clerical Secretary	(As Above)
John Winch	Club Representative South of England	25 Cornfield Terrace St Leonards On Sea East Sussex TN37 6JD
Detlef Reuter	Club Representative Germany	Mausfpad 183 - 5000 Köln 91 West Germany

Club Rules

1. August 1st each year will be the date set to pay the annual club membership fee of £10.00. For new members joining throughout the year, the fee will be reduced depending on what time of year they join. This will be done quarterly, so the fee will be reduced from £10.00 - £7.50 - £5.00 - £2.50 and then back to £10.00 the following August; thus meaning everybody pays for their full one year membership at the same time. (Overseas membership fees will differ slightly to cover postal costs).
2. Member's addresses and phone numbers will be kept on file and will not be disclosed to any person or source without member's consent.
3. If membership is not renewed, you will be unable to obtain any club information, parts, advice or any other service available from the club.
4. Anybody under the age of 16 OR any person who runs an automobile club and exchanges club magazines / newsletters can join the club free of charge.
5. All classified advertising in the newsletter is free of charge to club members.
6. The club is open to all makes of Taunus or anybody who has an interest in Taunus's (Or Taunii - whatever it might be).

I hope these club rules meet to everybody's approval,

Club President



Neil Dashper


Club News

Hi Gang!

Unfortunately, due to bad weather, the photo session with Gordon had to be called off, so sorry folks but we have no write up this month. The local members have decided to leave it 'til a later date when this dreadful weather decides to improve!

I'd like to thank those members who sent their cheques in so promptly for their spares ordered from Vang. I'm sure John greatly appreciates it, especially now he'll have some money back in his pocket. Unfortunately, (yes another one), although most people co-operated really well with this order, regarding what they ordered and paying for it, we did have a few problems with one member. Apparently, the parts were not what he expected, but he did agree the order beforehand. The order had already been completed, and being unreturnable somebody had to pay! With this in mind, I have decided that deposits will have to be paid previously for any orders of this kind in the future.

As mentioned last month, I paid with my own money for extra parts on this Vang order, so the club spares department owes me a fair sum of money. I will regain this money back from spares I sell from stock, and any profits made will go into club spares. (You can see about this on the Treasurer's Page). I am still sorting through the mess in my lounge at the moment and trying to finish off compiling lists of parts in stock to sell. I still have quite a bit to plough through!



I recently had a letter from Jon Cremin (member No. 28) who has been given a large technical tuning data book. This book covers tuning for 12m's, 15m's, 17m's and 20m's from P2's to P7's. It also includes the Mk3 and Mk4 Cortina Shape Taunus. If anyone's interested, they can write to Jon at:
18b Augustus Road, Moseley, Birmingham B13 8AE.

Club News cont.

Also, Ted Awcock sent me this article on damp shield car covers. (See bits 'n' pieces page for article and details. He asked me if I could enquire about them and see if they offered any discounts for clubs. The company sent me an information pack, (which will be forwarded to Ted) and said they can offer a discount if more than one cover is ordered; and the bigger the order, the greater the discount. They may seem a bit expensive but I suppose like most things, you get what you pay for. I know Ted is probably ordering one, so if you are interested in buying one or would like more details, you can contact Ted on (0435) 862960.



That's about all the waffle for this month,

Neil

Neil

P.S. I'm stoney broke - somebody buy something!!

Ford Taunus 15M XL: In der Ausstattung aufgewertete Limousine mit einem sehr streng gehaltenen Instrumentenbrett (1968).



Treasurers Report - Nov Ist '92 to Feb Ist '93 (inc.)

Balance Brought Forward

*** *** *** *** *** ***

Membership Fees

Balance Brought Forward

Income since Nov Ist:
Membership Fees

Expenditure since Nov Ist:
Stamps
Photocopying
Stationery

*** *** *** *** *** ***

Club Spares

Balance Brought Forward

Expenditure since Nov Ist:
Club Spares

*** *** *** *** *** ***

Balance to date


*** *** *** *** *** ***

Club Fees	Club Spares	Balance
I63.I0	65.00	228.I0
Debit	Credit	Balance
		I63.I0
	I5.00	I78.I0
2I.40 3I.50 7.60		II7.60
		65.00
65.00		00.00
		II7.60

Loan for Club Spares Dept. from N.R.Dashper
for spares bought from Boothbys Old Ford
Sparés and body panels from Vang for stock . . . £349.20

As you can see, we have no money in club spares
at the moment. After receiving my £349.20 back
on sales of stock, any profits made will be put
towards the club spares account for future use.

Note that the membership fees and club spares
have been done separately as these are kept
separate anyway. It is also simpler for
figure purposes.


N R Dashper (Club President)

Members Motors.



1970 Taunus TC/I (Mk3 Cortina shape) 2 Door Coupe.

2.3 V6 Engine. L.H.D.

Owned by Mark Elphick.


A very pretty looking car,
its a shame us English never
had one in the Cortina!

1967 Taunus P5 I7M Turnier Estate
1.7 V4 Engine. R.H.D. This car
has 6Volt electrics and Fm radio.


A very rare car.

Owned by Ron Bocarro. Kent.

Ron says the P5 could be for sale
at the right offer.



A rear view
of John Hopkin
P7 Turnier Van
I7M and his
1970 Taunus P7
20MXL 4 Door
saloon 2.0 V6
L.H.D.



LARGEST SALE

CAR MECHANICS

FIRE PREVENT & FIGHT!



• Paint - Put It On
• Simca Service • Maxi Head Overhaul
• Super Wallcharts Offer • Buy Used Hunter • New Princess Test

SPECIAL ELECTRICS SECTION

When Shaun Grindle (No 12) from Gloucestershire, was recently sorting through his many hundreds of mags, he came across this article in a addition of Car Machanics' from 1979.

As you see, the ariticle is on fire fighting and prevention in cars and they have used a Taunus P3 to set on fire as an example! Very Nice.


Apparently, the P3 had failed the M.O.T and was later sold for £25. as spares. (With practically no fire damage?!),

And in case you're wondering, no it isn't Ted Awcock and his wife June trying to put the fire out on the

P3 they had! (In Red and the Taunus, Dec mag, Red tells about fire Gremlins in P3's!) But please don't let the fire Gremlins put you off P3's though, they're still very desirable cars to own.



Dampshield



The biggest problem with car storage has always been eliminating moisture. High humidity, common in winter, causes body panels to corrode and upholstery to go mouldy.

The Dampshield storage system overcomes this

problem by eliminating moisture from the air around the car.


It provides a dry, controlled environment in which to store your vehicle.

The standard system comprises protective alufoil tent, silica gel and V C I (Volatile Corrosion Inhibitor) paper.

Hygrometer and internal frame available as extras.

THE CAR CAN BE STORED IN MINUTES AND THE DAMPSHIELD USED YEAR AFTER YEAR!

It's in the bag



Dampshield's garage in a bag keeps out rust, dirt and mould

In YOUR CLASSIC this month we describe in detail how to put your car safely to bed in the garage for winter. But what if you haven't got a garage? Dampshield has designed a mobile garage in a bag. It's made of Alufoil with a fabric backing which keeps the elements out and absorbs any moisture around the car. You just push the car into the bag and seal the end with the

special tape. Silica gel inside the bag keeps the humidity below the level which induces corrosion and the growth of mould.

It costs £205 including VAT and carriage which is a lot of money but will save your car rotting over the winter. Call Dampshield on 061-624 5578.

Verdict: Good idea, but a little expensive

Star rating: ★★

Taunus Parts : cont

<u>PI</u>	<u>Box 4D</u>	<u>Quantity</u>
King pin kit (1953 - 55)		2
Track rod ends (1952 - 55)		7
<u>P2</u>	<u>Box 4c</u>	
F/Shocker upper mount support		2
Clutch slave cylinder		1
Bushies (Dynamo Bosch)		1
<u>P2/3</u>		
Gear drive (Distributor)		1
Bushing spindle (Track rod end)		1
Track rod end (RH thred) Outer		2
" " " (LH ") "		1
F - Brake Hose		1
<u>P3</u>		
Wiper blades		packet 3
Brake pipe connector (3 way)		1
Retainer (R wheel bearing)		8
Ball joint repair kit		1
F flasher unit lamp (RH)		2
" " " " (LH)		2
F " Lens (RH)		1
Valve springs		13
Clutch slave hose		1
Hub cap	(Box 4D)	1
Battery clamp	" "	1
R Lens & lamp unit (Estate (round pod))		2
Brake drum	(Box 4D)	3
Bearing (Generator armature)		1
Plate & bush assy " " " (R end)		1
Exhaust support bracket	(Box 4d)	3
" " " " " "	" "	2
REpair kit (Stabilizer to Frame)	" "	2
Brake cylinder Repair kit (19.05mm)		4
Diaphram carb	(BOX 4D)	2

P3Quantity

Flat washer (wheel bearing)	(Box 4D)	I
Valve assy (Clutch master cylinder	(Box 4C)	5

P4

Fan belt (I.2-I.3- I.5 -V4)	(Box I)	I
Striker Plate (Boot lock)		I
Water pump (1962-67)		I
Insulator assy rear		I
Brake linning kit (Front)		I
R LENS (stop & tail) 409-740		I
Clutch Plate		I

P6

4 way flasher switch	(Box I)	I
Cigar lighter		I
Brake master cylinder (R/K)		I
3 way brake pipe connector		I
Brake linning kit (Rear shoes)		I
Connection (Heater)		I
Bush (Syncromash Gear box)		2
Weatherstrip (Rubber)		I
F Indicator lamp unit RH (SWF)		I
F " " Lens RH "		I
Clutch Plate		I
Flasher Relay (12V)		2
Badge (TAUNUS)		I

Ford Taunus 15 M Turnier
Kombi 2 Türen
1966-1970

